

# May 2023 Service Changes

Presentation to the TriMet  
Board of Directors

March 22, 2023



# May 2023 Service Changes

Responding to safety, customer, community, & employee needs

- Line 70-12<sup>th</sup>/NE 33<sup>rd</sup> Ave.
- Line 17-Broadway/Holgate

# May 2023 Service Changes

## Line 70-12<sup>th</sup>/NE 33<sup>rd</sup> Ave.

- 11<sup>th</sup>/12<sup>th</sup> Avenue freight crossing
  - ✓ Worst on-time performance on the system
- Collisions at SE 26<sup>th</sup> Ave./Powell Blvd.
  - ✓ Fatal: bicycle-truck collision
  - ✓ Injury: pedestrian-car collision
  - ✓ Cleveland High School

# May 2023 Service Changes

Line 70-12<sup>th</sup>/NE 33<sup>rd</sup> Ave.



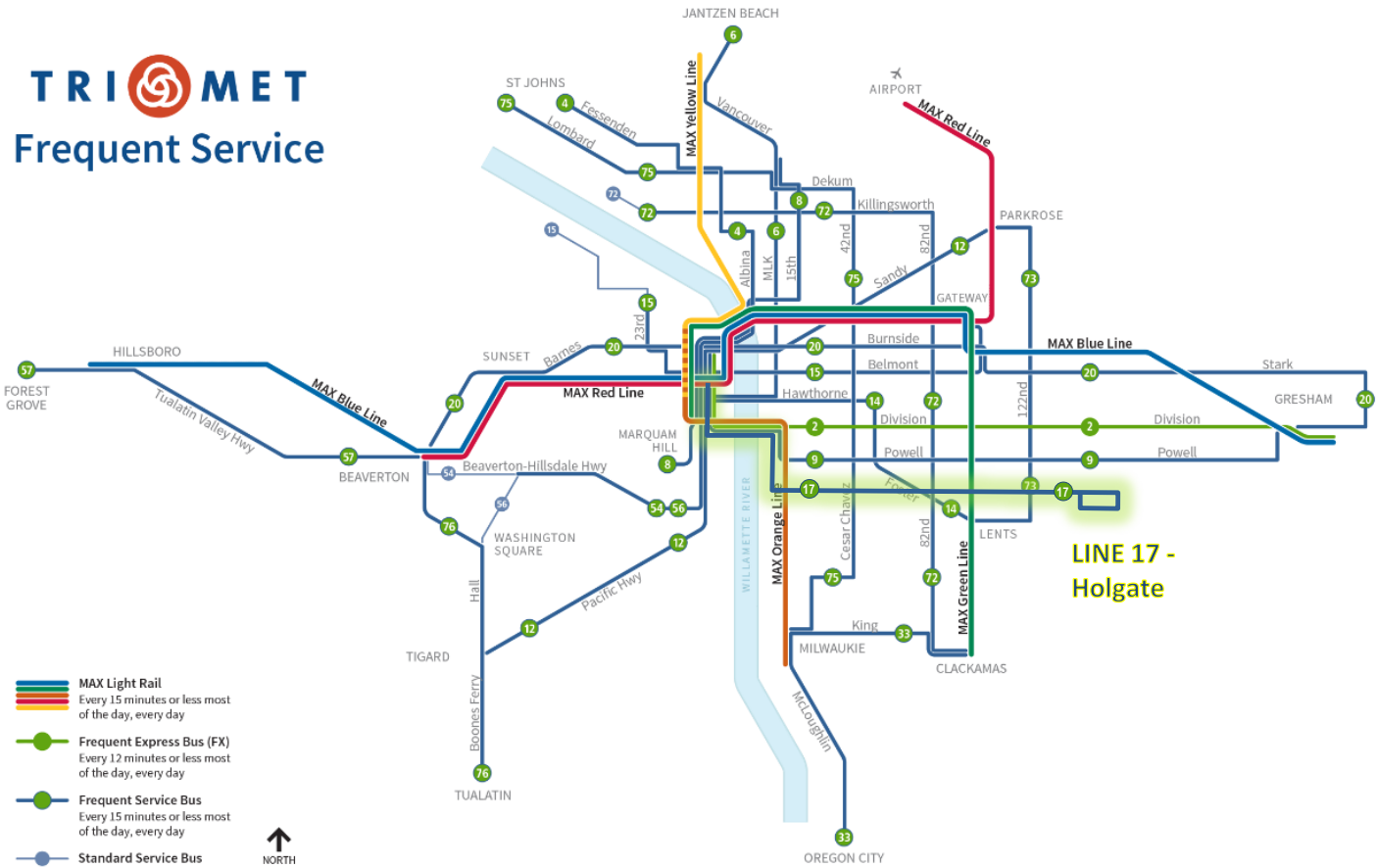
# May 2023 Service Changes

## Line 17-Broadway/Holgate

- Line 70 operations on Milwaukie would move the bus away from the Center St. Garage
- Upgrade Line 17-Holgate to Frequent Service
  - ✓ Help operators get to Center Garage and their road relief points
  - ✓ Currently has the 2<sup>nd</sup> highest ridership among non-Frequent Service lines
  - ✓ Benefits all existing and new potential riders on 17-Holgate

# TRIMET

## Frequent Service



**LINE 17 -  
Holgate**

- MAX Light Rail  
Every 15 minutes or less most of the day, every day
- Frequent Express Bus (FX)  
Every 12 minutes or less most of the day, every day
- Frequent Service Bus  
Every 15 minutes or less most of the day, every day
- Standard Service Bus



# FY24 Annual Service Plan

## Outreach – Fall 2022 – Forward Together Outreach

- **Online Forward Together Outreach Survey**
  - ✓ English, Spanish, Chinese, Korean, Vietnamese, Ukrainian, Russian, and Somali
  - ✓ Riders Club and email subscribers
  - ✓ At bus stops on e-readers with QR codes
  - ✓ To employees via *ExpressLine* newsletter
  - ✓ 4,597 responses
- **Open House Meetings (6 of 7 with translation)**
  - ✓ 5 in-person meetings (~300 attendees)
  - ✓ 2 virtual meetings (~100 attendees)

# FY24 Annual Service Plan

## Outreach – Fall 2022 – Forward Together Outreach

- **Community Based Organizations**
  - ✓ Slavic Family Center
  - ✓ Playeast (Fairview)
  - ✓ Centro Cultural
  - ✓ Somali Family Council
- **TriMet advisory committees**
  - ✓ TEAC
  - ✓ CAT



# FY24 Annual Service Plan

## Outreach – Winter 2023

### Online Survey

- ✓ English, Spanish, Chinese, Korean, Vietnamese, Ukrainian, Russian, and Somali
- ✓ Riders Club and email subscribers
- ✓ Postcards to addresses ¼ mile from lines proposed for changes
- ✓ At bus stops on e-readers with QR codes
- ✓ To employees via *ExpressLine* newsletter
- ✓ Television and newspaper promotions
- ✓ 1,115 responses
- Open House Meetings (15 of 17 with translation)
  - ✓ 11 in-person meetings (578 attendees)
  - ✓ 6 virtual meetings (79)

# FY24 Annual Service Plan

## Outreach – Winter 2023

- **Community Based Organizations**
  - ✓ Asian Pacific Islander Community Coalition of Oregon (APOCCO)
  - ✓ Asian Pacific American Network of Oregon (APANO)
  - ✓ Center for Positive Aging
  - ✓ Immigrant Refugee Community Organization (IRCO)
  - ✓ Linguava
  - ✓ Muslim Educational Trust
  - ✓ Rosewood Initiative
  - ✓ Slavic Family Center
  - ✓ Playeast (Fairview)
  - ✓ Centro Cultural
  - ✓ Somali Family Council

# FY24 Annual Service Plan

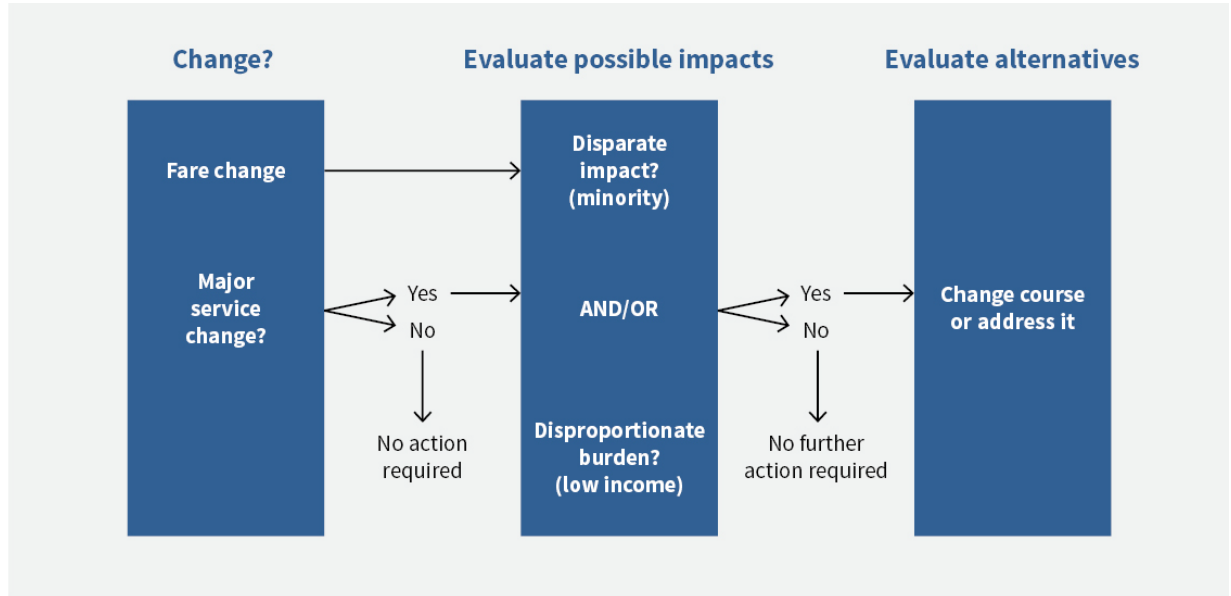
## Outreach – Winter 2023

- Cleveland High School Survey
- TriMet advisory committees
  - ✓ TEAC
  - ✓ CAT

# TITLE VI OF THE CIVIL RIGHTS ACT OF 1964



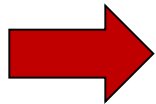
# Title VI Service Equity Analysis



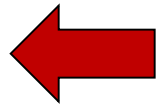
TriMet's Disparate Impact and  
Disproportionate Burden policies  
establish thresholds to  
Evaluate Possible Impacts.

**Title VI policies applied to line-  
level and system level analysis**

# Different analyses for Major Service Change types



Major Service Improvements



Major Service Reduction

Other Major Service Changes

# Major Service Improvements

Type of Service Change	Line
Increase frequency and span	Line 17-Holgate/Broadway



# Line Level Disparate Impact (Minority Populations Analysis)

A Major Service Improvement to a single line will be considered to have a potential Disparate Impact if the percentage of impacted minority population in the service area are at least 3 percentage points less than the minority populations for the TriMet District as a whole (e.g., 29 percent compared to 32 percent).

Percent minority population for entire TriMet District: 32.0%

Line	Total Line Population	Minority Population	Percent Minority Population	Single Line Disparate Impact (<=29.0%)
17	71,271	20,861	29.3%	No

Sources: TriMet GIS, Metro Regional Land Information System, and US Census American Community Survey Table: 2017-2021 (5-Year Estimates) Table B03002-Hispanic or Latino Origin By Race <https://trimet.org/equity/pdf/TriMet-2022-Title-VI-Program-Update.pdf#page=40>

# Line Level Disproportionate Burden (Low-Income Populations Analysis)

A Major Service Improvement to a single line will be considered to have a potential Disproportionate Burden if the percentage of impacted low-income population in the service area are at least 3 percentage points less than the low-income populations for the TriMet District as a whole (e.g., 13.8 percent compared to 16.8 percent).

Percent population earning below 150% federal poverty level for the entire TriMet service district: 16.8%

Line	Total Population	Population Below 150% FPL	Percent 150% Below FPL Population	Single Line Disproportionate Burdens (<=13.8%)
17	67,864	14,691	21.6%	NO

Sources: TriMet GIS, Metro Regional Land Information System, and US Census American Community Survey 2017-2021 5-Year Estimates Table: Table C17002-Ratio Of Income To Poverty Level In The Past 12 Months (Block Group Level Data)

<https://trimet.org/equity/pdf/TriMet-2022-Title-VI-Program-Update.pdf#page=42>

# Equity Analysis Summary

- No line-level disparate impacts or disproportionate burdens
- Title VI populations will not benefit substantially less from service improvements